


Stihl Br 500 550 600 Parts Workshop Service Repair Manual

This is likewise one of the factors by obtaining the soft documents of this **stihl br 500 550 600 parts workshop service repair manual** by online. You might not require more epoch to spend to go to the books start as skillfully as search for them. In some cases, you likewise complete not discover the message stihl br 500 550 600 parts workshop service repair manual that you are looking for. It will unconditionally squander the time.

However below, afterward you visit this web page, it will be for that reason definitely easy to get as without difficulty as download guide stihl br 500 550 600 parts workshop service repair manual

It will not receive many time as we tell before. You can pull off it though feat something else at house and even in your workplace. for that reason easy! So, are you question? Just exercise just what we pay for below as skillfully as review **stihl br 500 550 600 parts workshop service repair manual** what you next to read!

** Stihl br 600 br 500 br 550 magnum recoil Service Kit Installation for STIHL BR 500, 600, 700, BR 450 C-EF, SR 450 STIHL BR 500 DISASSEMBLY* STIHL BR600 Rebuild setting timing and adjusting valves
Stihl BR 550 PRIMER BULB REPLACEMENTStihl Br600 Br700 crankshaft bearing replacement and power upgrade br600 Stihl BR600 Blower Low Power Repair - Valve Adjustment Laubentfernung | Stihl BR500 How to adjust the valves
Zombie Dave Style-Stihl BR550 DIY Stihl BR600 Blower Carburetor Replacement Stihl BR600 Tune up Stihl BR600 Fuel Line Maintenance | Dual Fuel Filter Setup Stihl BR600 Service tutorial Stihl ms 500i cutting timber
SURPRISED AT THE POWER!! Stihl Blower Review - BR 450 See it in Action! Stihl BR700 Review, Better Or Worse Than The BR600? Most common cause to why a small 2-stroke engine won't start and bog down *STIHL Technician BR800*
Valve Adjustment  BR700 | BR600 How To Adjust the Idle Speed Screw on a Trimmer/Blower Stihl BR 600 motor piston quick examination How Carburetor Works for Carburetor Cleaning \u0026 Rebuild How to Adjust or Tune the
Carburetor on a Leaf Blower Video HOW TO Re-Seal The Engine Block On A Stihl 4 MIX BR500 | BR550 | BR600 Leaf Blower How to start cold engine of STIHL leaf blower How to replace carburetor, fuel tank vent, fuel filter,
Stihl BR 600 Back pack blower Stihl BR 550 Blower. Watch it all to hear the TIP/TRICK! Bogged Down Stihl Backpack Blower? - Clean Spark Arrestor! Stihl BR600 blower repair Part 1 **how to clean a carburetor to stihl br600**
(espa\u00f1ol)

Stihl BR 600 Tech Tip**Stihl Br 500 550 600**

BR 500, BR 550, BR 600 English 3 Have your STIHL dealer show you how to operate your power tool. Observe all applicable local safety regulations, standards and ordinances. WARNING Do not lend or rent your power tool without the instruction manual. Be sure that anyone using it understands the information contained in this manual.

STIHL BR 500, 550, 600 Owners Instruction Manual

BR 500, BR 550, 600, 700 backpack blower Parts Or Not Working. \u00a3232.74 2 bids + \u00a30.43 P&P . Stihl BR600 Backpack Blower Cylinder and Piston OEM 4282 020 1200. \u00a369.81 + P&P . GENUINE STIHL COVER BR500,BR550,BR600,BR700 OEM GENUINE PN#4282 700 2102. \u00a330.92 + P&P . Stihl br600 magnum oem motor good used condition . \u00a389.22 + \u00a311.68 P&P . Picture Information. Opens image gallery. Image ...

STIHL BLOWER BR500 BR550 BR600 BR700 PISTON CYLINDER CRANK ...

BR 500, BR 550, BR 600 English 5 unit without gloves, which may be interfering with the conduction of the charge. THE USE OF THE POWER TOOL Transporting the Power Tool WARNING Always switch off the engine before taking the machine off your back and putting it down.

STIHL BR 500 550 600 Product Instruction Manual

BR 500, BR 550, BR 600 English 7 regularly given the opportunity to attend training courses and are supplied with the necessary technical information. Only use high-quality replacement parts in order to avoid the risk of accidents and damage to the machine. If you have any questions in this respect, consult a servicing dealer.

STIHL BR 500, 550, 600

BR 500, BR 550, BR 600 English 5 During Operation In the event of impending danger or in an emergency, switch off the engine immediately by moving the setting lever to STOP or 0. To reduce the risk of damage to property, also maintain this distance from other objects (vehicles, windows).

STIHL BR 500, 550, 600 - jungle-busters.co.uk

Stihl BR 500, BR 550 and BR 600 are models found in the Backpack Blowers and other tools for Stihl garden equipment. Download the full parts list, including exploded diagram view and parts identification as well as the service manual, operators manual, and carburetor manuals for Stihl BR500, BR550, and BR600 equipment.

Stihl BR 500, BR 550, BR 600 Parts List - CHAINSAW

3x Stihl BR 500 550 600 700 Backpack Leaf Blower Foam Pad Cradle Vent Fan Grille. \u00a319.99. Free postage. Stihl Br600 Br550 Br500 Backpack Blower Fan Grille Screen X 1. \u00a314.95. Free postage. or Best Offer. 2 watching. Stihl Br600 Br550 Br500 Backpack Blower Air Filter Housing Assembly X 1. \u00a319.95 . Free postage. or Best Offer. Stihl Br600 Br550 Br500 Backpack Blower Pipe Clamp X 1. \u00a39.95 ...

Stihl Br500 for sale | eBay

View and Download Stihl BR 500 service manual online. Backpack Blowers. BR 500 blower pdf manual download. Also for: Br 550, Br 600.

STIHL BR 500 SERVICE MANUAL Pdf Download | ManualsLib

The STIHL 4-MIX\u2122 engine, which runs on a fuel-oil mix just like a 2-stroke, offers the benefits without the compromises of 4-stroke power. STIHL 4-MIX\u2122 engine technology provides fast acceleration, more power, added torque, lower noise, reduced emissions and increased fuel efficiency to complete jobs quickly and more easily. Built-in sound damper. The BR 500 with built-in sound damper is ...

BR 500 - Low noise professional 4-MIX\u2122 backpack blower

last 2 years i have been using a Stihl BR600 Magnum, perfect blower and lots of power. I know this is the highest powered blower, i just purchased a used BR500 for one of my guys to use for the upcoming leaf season but it has left me underwhelmed. with the 600 you can feel the engine move on your back with power at full throttle and you can also feel it in your wrist whilst using it. the 500 ...

Vast difference between BR500 and BR600 blowers - Forum ...

4 English BR 500, BR 550, BR 600 Your STIHL blower is equipped with an antivibration system (AV). The AV system is design ed to reduce the transmission of engine vibrations to the operator's body. An AV system is recommended for those operators who use blowers on a regular or sustained basis. Keep the AV system well maintained.

STIHL BR 500, 550, 600 - TradeMachines

BR 500 A quiet, yet powerful backpack blower for professionals working in noise-sensitive areas.

BR 500 Backpack Blower - Powerful Gas Leaf Blowers - Stihl

STIHL BR 500, 550, 600 Warning! Read and follow all safety precautions in Instruction Manual - improper use can cause serious or fatal injury. Advertencia! Lea y siga todas las precauciones de seguridad dadas en el manual de instrucciones - el uso incorrecto puede causar lesiones graves o mortales. Instruction Manual Manual de instrucciones. Instruction Manual 1 - 38 Manual de ...

STIHL BR 500/550/600 Backpack Blower Instruction Manual ...

2BR 500, BR 550, BR 600 This service manual contains detailed descriptions of all the typical repair and servicing procedures for this power tool. As the design concept of models BR 500, BR 550 and BR 600 is almost identical, the descriptions and servicing procedures in this manual generally apply to all three models.




STIHL BR 500, 550, 600

BR 500, BR 550, BR 600 deutsch 7 Gebrauchsanleitung beschrieben sind. Alle anderen Arbeiten von einem Fachh\u00e4ndler ausf\u00fchren lassen. STIHL empfiehlt Wartungsarbeiten und Reparaturen nur beim STIHL Fachh\u00e4ndler durchf\u00fchren zu lassen. STIHL Fachh\u00e4ndlern werden regelm\u00e4\u00dfig Schulungen angeboten und technische Informationen zur Verf\u00fcgung gestellt.

STIHL BR 500, 550, 600

BR 500, BR 550, BR 600 fran\u00e7ais 12 Le moteur doit \u00eatre aliment\u00e9 avec un m\u00e9lange d'essence et d'huile moteur. AVERTISSEMENT \u00c9viter un contact direct de la peau avec le carburant et l'inhalation des vapeurs de carburant. STIHL MotoMix STIHL recommande l'utilisation du carburant STIHL MotoMix.

STIHL BR 500, 550, 600

br 500, br 550, br 600  1  stihl 

STIHL BR 500, 550, 600

Page 1 STIHL BR 500, 550, 600 Instruction Manual Manual de instrucciones WARNING Read Instruction Manual thoroughly before use and follow all safety precautions - improper use can cause serious or fatal injury. ADVERTENCIA Antes de usar la m\u00e1quina lea y siga... Page 2 Instruction Manual 1 - 37 Manual de instrucciones 38 - 78... Page 3: Table Of Contents Safety Precautions and Working ...